











# WORKBENCH TABLETOP GUIDE

	MATERIAL	DESCRIPTION	TOP THICKNESS	EDGE TYPE
	Composite Wood	Composite wood with lacquer finish is an economical, all-purpose work surface. Can be sanded and refinished. Avoid excess water, oil and strong cleaning agents. Recommended for light-duty applications.	1½"	Rounded
	Laminate	Easy-to-clean, smooth laminate surface is perfect for light-duty applications. Resists stains, scratches and impact. Recommended for shipping departments and assembly areas.	1⅝"	Rounded
	ESD	Smooth ESD laminate top provides for a safe work surface for static sensitive products. Resists stains, scratches and impact. Includes grounding snap and cord. Recommended for IT offices and electronics industry.	1⅝"	Rounded
	Phenolic	Long-lasting and durable phenolic top is highly resistant to chemicals, bacteria, scratches and moisture. Withstands heat exposure up to 177°C (350°F). Recommended for laboratories and chemical plants.	1"	Squared
	Steel	Durable 12-gauge steel will not crack, warp or buckle. Suitable for heavy-duty applications. Powder-coat finish resists oils and solvents. Recommended for industrial use, warehouses and machine shops.	1½"	Squared
  Rounded      Squared	Maple	The most durable and impact-resistant tabletop. Sound deadening. Lacquer finish provides a smooth surface. Can be sanded and refinished to restore sleek maple look. Recommended for carpentry and manufacturing.	1¾"	Rounded or Squared
	Stainless Steel	Polished stainless steel top with particle board core for durability. Type 304 resists rust and corrosion. Recommended for laboratories and automotive shops.	1⅝"	Squared

1-800-295-5510 [uline.ca](http://uline.ca)