

Quality Assurance and Regulatory Affairs  
366 Greif Parkway  
Delaware, Ohio 43015  
Phone: 740 657 6565  
Fax: 740 657 6978



July 20, 2021

### UN/DOT Design Type Certification

<b>Report No:</b>	S-1267-AL-210716	<b>Test Type:</b>	Periodic Retest
<b>Test Date:</b>	July 16, 2021	<b>Expiration Date:</b>	July 16, 2022
<b>Test Facility:</b>	Greif Packaging LLC 4300 West 130th St. Alsip, IL 60803	<b>Manufacturing Plant:</b>	Alsip Sd

Attached are our laboratory test result sheets of the UN/DOT Performance Test on the steel drums that were conducted at the above test facility location.

These sample containers, that were made with the proper components, passed the required tests for the following UN Marking(s):

1A1/X1.8/300 1A1/Y1.8/300 1A1/Z1.8/300

Thank you and best regards.

A handwritten signature in black ink, appearing to read "P. Zamperin", written over a horizontal line.

Phil Zamperin  
Director, Quality Assurance and Regulatory Affairs

This test report is the property of Greif. The know-how, methods and techniques disclosed in this report are confidential information which can only be used by those persons with specific written authorization from Greif.

**Quality Assurance and Regulatory Affairs  
United Nations/IMO/DOT  
Performance Test**



**DESIGN TYPE Details**

**Report No:** S-1267-AL-210716


**Date Tested:** July 16, 2021


**Qualification Date:** July 16, 2019

**Drum Style:** TH

**Drum Type:** Steel Tight Head

**UN Certified Marking(s):**  1A1/X1.8/300

 1A1/Y1.8/300

 1A1/Z1.8/300

**Diameter:** 18.25 inches

**Overall Height:** 33.3125 inches

**Tare Weight:** 25 lbs

**Gallon Capacity:** 30 - 35 gal

**Steel (T/B/B):** 1.1 / .8 / 1.1

**Hoops / Corrugations:** 2 Hoops

**Necked-In Top:** No

**Necked-In Bottom:** No

**Tapered:** No

**Bag/Tubing/Liner Mil:** None

**Seal Top:** None

**Composite Bottle:** None

**Agitator:** No

**Chime Bands:** No

**Cover Gasket:** None

Additional components - see next page

**Drum Construction:**


Shell body is formed with longitudinally welded side seam, bottom end is mechanically seamed as indicated to lock bottom and shell together. Top end is mechanically seamed as indicated, or rolled outward to form a curl that allows for the attachment of a cover and locking ring. When top is removable, the cover has a sealing gasket inserted in the channel around the periphery of the cover. The cover is fixed with a locking band. Body or cover may contain fittings that are mechanically inserted as described in this report.



**DESIGN TYPE Details - Additional Components**

Report No: S-1267-AL-210716

Date Tested: July 16, 2021

UN Certified Marking(s):  1A1/X1.8/300



1A1/Y1.8/300



1A1/Z1.8/300

The following components have undergone DOT qualification testing as described in the Original Design Type Result Sheet using the same conditions and procedures, and meet the requirements of §178.601(g)(5):

**FITTINGS**

<u>Size</u>	<u>Flange Material</u>	<u>Plug Material</u>	<u>Plug Gasket</u>	<u>Location</u>
2"	Steel	Steel	Poly Gsk	Head
3/4"	Steel	Steel	Poly Gsk	Head
2"	Steel	Nylon	Poly Gsk	Head
3/4"	Steel	Nylon	Poly Gsk	Head


Notes:

1. Plug elastomer gaskets include EPDM, BUNA and Viton. All other gasket materials should be denoted in the tested design. For specific plug gasket and torque instructions, please refer to your product specific closure instruction on the packing slip.
2. See attached closure notification for torque values for applicable rings on test drum.
3. If torques for components are not included on the attached closure, the components were supplied by the customer for testing. Proper closure of the unit is the responsibility of the shipper.
4. Closures supplied by Greif for this design have been fully qualified throughout the packaging design history, and the closures on this report may not include all qualified closures for this design. Please consult Greif Quality Assurance and Regulatory Affairs for specific question regarding closure qualification. In the event a closure that is not qualified by Greif is substituted by the customer, the certified mark should be voided and removed from the package. It is the responsibility of the customer to ensure that any substituted closures meet the requirement of CFR 49 178.601 and this report cannot be used as evidence of compliance to the certified marking.

**Quality Assurance and Regulatory Affairs  
United Nations/IMO/DOT  
Performance Test**



**RETEST RESULT SHEET**

**Report No:** S-1267-AL-210716  
**Date Test:** July 16, 2021  
**Qualification Date:** July 16, 2019  
**Drum Style:** Steel Tight Head  
**UN Certified Marking(s):**  1A1/X1.8/300



1A1/Y1.8/300



1A1/Z1.8/300

<b>Maximum Capacity:</b>	138.0 Litres	36.4 Gallons
<b>Capacity Range:</b>	113.7 - 132.7 Litres	30 - 35 Gallons
<b>Test Mass - Gross with water:</b>	146.9 KG	323.8 Lbs
<b>Tare:</b>	11.8 KG	26.0 Lbs
<b>Net:</b>	135.1 KG	297.8 Lbs

**Static Compression Test (49 CFR 178.606)**

Package Preparation: Fill to 98% minimum capacity with water  
Conditioning: Ambient

Total Mass: 689 KG ( 2.7 Units x KG each)  
Duration: 24 Hours  
Results: 3 Units Passed

**Drop Test (49 CFR 178.603)**

Package Preparation: Fill 98% minimum capacity with water  
Conditioning: Ambient

Drop Height: 2.7 Metres / 106.3 Inches  
Diagonal @ top chime and largest fitting: 3 Units Passed  
Diagonal @ bottom chime and weld seam: 3 Units Passed

**Vibration Test (49 CFR 178.608)**

Capable of withstanding, without rupture or leakage, the vibration test procedure In 49 CFR 178.608.

**Leakproofness Test (49 CFR 178.604)**

Package Preparation: Drum are to be empty for the duration of the test  
Conditioning: Ambient

Air Pressure Applied: 30 kPa / 4.4 psi  
Duration: 5 Minutes  
Results: 3 Units Passed

**Hydraulic (Hydrostatic) Test (49 CFR 178.605)**

Package Preparation: Brim full and purged of air  
Conditioning: Ambient

Internal (Hydraulic) Pressure: 300 kPa / 43.6 psi  
Duration: 5 Minutes  
Results: 3 Units Passed

**TEST RESULTS CERTIFIED BY:**

**Quality Assurance and Regulatory Affairs**

This test report is the property of Greif. The know-how, methods and techniques disclosed in this report are confidential information which can only be used by those persons with specific written authorization from Greif.

**Phil Zamperin**  
**Director, Quality Assurance and Regulatory Affairs**

\*\*\*\*\* CLOSURE NOTIFICATION \*\*\*\*\*

Pursuant to the requirements of the Department of Transportation in CFR 49 Part 178.2(c)(1), this is your notification of the closing method used for the the containers sold to you.

These instructions for closure are based upon the closure methods used to enable these containers to pass the United Nations test requirements as outlined by the UN marking on the package. This method of closure should be used to ensure that your containers have been closed in the same manner as when they were initially tested. To be UN certified, this drum must be closed with the same plugs used for certification. If the drum is purchased without these parts, contact the supplying Greif plant for the correct components.

Your product may adversely affect container materials, bung threads or closing devices. Product compatibility with the container is the shipper's responsibility.

The closure recommendations do not take into account any hazards present at your facility, or the handling, filling or shipping of your product.

Any container used for packaging hazardous materials should be inspected before filling and shipment. Containers with obvious damage or deterioration should not be filled or shipped.

Plug Closing Instructions:

- 1) Place the plugs into the appropriate bung.
- 2) Turn the plug gently clockwise, making sure that the plug is entering the bung properly.
- 3) Using a torque wrench, tighten the plug according to the manufacturer's recommended torque below.

Drums with plugs closed in this manner have met the UN performance requirement as specified in the container markings.

August 22, 2018 - rev.0

For Item # DRST01992NA20001

Plugs

---

Tri-Sure 2" Steel with Poly Irradiated	15 to 22	ft-lbs
Tri-Sure 3/4" Steel with Poly Irradiated	11 to 18	ft-lbs
Tri-Sure 2" Nylon with Poly Irradiated	15 to 22	ft-lbs
Tri-Sure 3/4" Nylon with Poly Irradiated	8 to 11	ft-lbs