

Quality Assurance and Regulatory Affairs
366 Greif Parkway
Delaware, Ohio 43015
Phone: 740 657 6500



January 3, 2024

UN/DOT Design Type Certification

Report No:	S-1307-AL-240102	Test Type:	Periodic Retest
Test Date:	January 2, 2024	Expiration Date:	January 2, 2025
Test Facility:	Greif Packaging LLC 4300 West 130th St. Alsip, IL 60803	Manufacturing Plant:	Alsip Sd
		Registered Symbol:	GBC

Attached are our laboratory test result sheets of the UN/DOT Performance Test on the steel drums that were conducted at the above test facility location.

These sample containers, that were made with the proper components, passed the required tests for the following UN Marking(s):

1A1/X1.8/300 1A1/Y1.8/300 1A1/Z1.8/300

Thank you and best regards.

A handwritten signature in black ink, appearing to read 'P. Zamperin', is written over a horizontal line.

Phil Zamperin
Sr. Director, Quality Assurance and Regulatory Affairs

This test report is the property of Greif. The know-how, methods and techniques disclosed in this report are confidential information which can only be used by those persons with specific written authorization from Greif.

**Quality Assurance and Regulatory Affairs
United Nations/IMO/DOT
Performance Test**



DESIGN TYPE Details


Report No: S-1307-AL-240102

Date Tested: January 2, 2024

Qualification Date: December 1, 2007

Drum Style: TH

Drum Type: Steel Tight Head

UN Certified Marking(s):  1A1/X1.8/300



1A1/Y1.8/300



1A1/Z1.8/300

Diameter: 22.5 inches

Overall Height: 34.75 inches

Tare Weight: 36.8 lbs

Gallon Capacity: 40 - 55 gal

Steel (T/B/B): 1.2 / .9 / 1.2

Hoops / Corrugations: 2 Hoops

Necked-In Top: No

Necked-In Bottom: No

Tapered: No

Bag/Tubing/Liner Mil: None

Seal Top: None

Composite Bottle: None

Agitator: No

End Seam Type: Triple

Chime Bands: No

Cover Gasket: None

Additional components - see next page

Drum Construction:

Shell body is formed with longitudinally welded side seam, bottom end is mechanically seamed as indicated to lock bottom and shell together. Top end is mechanically seamed as indicated, or rolled outward to form a curl that allows for the attachment of a cover and locking ring. When top is removable, the cover has a sealing gasket inserted in the channel around the periphery of the cover. The cover is fixed with a locking band. Body or cover may contain fittings that are mechanically inserted as described in this report.

**Quality Assurance and Regulatory Affairs
United Nations/IMO/DOT
Performance Test**





DESIGN TYPE Details - Additional Components

Report No: S-1307-AL-240102

Date Tested: January 2, 2024

UN Certified Marking(s):  1A1/X1.8/300

 1A1/Y1.8/300

 1A1/Z1.8/300

The following components have undergone DOT qualification testing as described in the Original Design Type Result Sheet using the same conditions and procedures, and meet the requirements of §178.601(g)(5):

FITTINGS

<u>Size</u>	<u>Flange Material</u>	<u>Plug Material</u>	<u>Plug Gasket</u>	<u>Location</u>
2"	Steel	Steel	Poly Gsk	Head
3/4"	Steel	Nylon	Poly Gsk	Head
3/4"	Steel	Steel	Poly Gsk	Head
2"	Steel	Steel	EPDM Gasket	Side Btm
2"	Steel	Nylon	Poly Gsk	Head
3/4"	Steel	Steel	EPDM Gasket	Head
2"	Steel	Steel	EPDM Gasket	Head
2"	Steel	Nylon	EPDM Gasket	Head
3/4"	Steel	Nylon	EPDM Gasket	Head
2"	Steel	Steel	Viton Gasket	Head
3/4"	Steel	Steel	Viton Gasket	Head

Notes:

1. Plug elastomer gaskets include EPDM, BUNA. All other gasket materials should be denoted in the tested design. For specific plug gasket and torque instructions, please refer to your product specific closure instruction on the packing slip.
2. See attached closure notification for torque values for applicable rings on test drum.
3. If torques for components are not included on the attached closure, the components were supplied by the customer for testing. Proper closure of the unit is the responsibility of the shipper.
4. Closures supplied by Greif for this design have been fully qualified throughout the packaging design history, and the closures on this report may not include all qualified closures for this design. Please consult Greif Quality Assurance and Regulatory Affairs for specific questions regarding closure qualification. In the event a closure that is not qualified by Greif is substituted by the customer, the certified mark should be voided and removed from the package. It is the responsibility of the customer to ensure that any substituted closures meet the requirement of CFR 49 178.601 and this report cannot be used as evidence of compliance to the certified marking.

**Quality Assurance and Regulatory Affairs
United Nations/IMO/DOT
Performance Test**



RETEST RESULT SHEET


Report No: S-1307-AL-240102


Date Test: January 2, 2024

Qualification Date: December 1, 2007

Drum Style: Steel Tight Head

UN Certified Marking(s):  1A1/X1.8/300

 1A1/Y1.8/300

 1A1/Z1.8/300

Maximum Capacity: 215.3 Litres

56.8 Gallons

Capacity Range: 151.6 - 208.5 Litres

40 - 55 Gallons

Test Mass - Gross with water: 228.0 KG

502.6 Lbs

Tare: 17.2 KG

38.0 Lbs

Net: 210.8 KG

464.6 Lbs

Static Compression Test (49 CFR 178.606)

Package Preparation: Fill to 98% minimum capacity with water

Conditioning: Ambient

Total Mass: 1,465 KG (2.5 Units x KG each)

Duration: 24 Hours

Results: 3 Units Passed

Leakproofness Test (49 CFR 178.604)

Package Preparation: Drum are to be empty for the duration of the test

Conditioning: Ambient

Pressure Applied: 30 kPa / 4.4 psi

Duration: 5 Minutes

Results: 3 Units Passed

Hydraulic (Hydrostatic) Test (49 CFR 178.605)

Package Preparation: Brim full and purged of air

Conditioning: Ambient

Pressure: 300 kPa / 43.6 psi

Duration: 5 Minutes

Results: 3 Units Passed

Drop Test (49 CFR 178.603)

Package Preparation: Fill 98% minimum capacity with water

Conditioning: Ambient

Drop Height: 2.7 Metres / 106.3 Inches

Diagonal @ top chime and 3 Units Passed

largest fitting:

Diagonal @ bottom chime and 3 Units Passed

weld seam:

Vibration Test (49 CFR 178.608)

Capable of withstanding, without rupture or leakage, the vibration test procedure In 49 CFR 178.608.

TEST RESULTS CERTIFIED BY:

Quality Assurance and Regulatory Affairs

This test report is the property of Greif. The know-how, methods and techniques disclosed in this report are confidential information which can only be used by those persons with specific written authorization from Greif.

Phil Zamperin
Sr. Director, Quality Assurance and Regulatory Affairs

***** CLOSURE NOTIFICATION *****

Pursuant to the requirements of the Department of Transportation in CFR 49 Part 178.2(c)(1), this is your notification of the closing method used for the the containers sold to you.

These instructions for closure are based upon the closure methods used to enable these containers to pass the United Nations test requirements as outlined by the UN marking on the package. This method of closure should be used to ensure that your containers have been closed in the same manner as when they were initially tested. To be UN certified, this drum must be closed with the same plugs used for certification. If the drum is purchased without these parts, contact the supplying Greif plant for the correct components.

Your product may adversely affect container materials, bung threads or closing devices. Product compatibility with the container is the shipper's responsibility.

The closure recommendations do not take into account any hazards present at your facility, or the handling, filling or shipping of your product.

Any container used for packaging hazardous materials should be inspected before filling and shipment. Containers with obvious damage or deterioration should not be filled or shipped.

NOTE: If drums are filled with products outside the marked rating, the warranty is null and void.

Plug Closing Instructions:

-
- 1) Place the plugs into the appropriate bung.
 - 2) Turn the plug gently clockwise, making sure that the plug is entering the bung properly.
 - 3) Using a torque wrench, tighten the plug according to the manufacturer's recommended torque below.

Drums with plugs closed in this manner have met the UN performance requirement as specified in the container markings.

January 26, 2023 - rev.1

SCAN QR CODE BELOW TO SEE VIDEO GUIDANCE MATERIALS ON HOW TO CLOSE YOUR PACKAGE

For Item # DRST00192NA20008

Plugs

Tri-Sure 2" Steel with EPDM	20	ft-lbs
Tri-Sure 2" Steel with EPDM	20	ft-lbs
Tri-Sure 2" Nylon with EPDM	22	ft-lbs
Tri-Sure 3/4" Steel with EPDM	13	ft-lbs
Tri-Sure 3/4" Nylon with EPDM	9	ft-lbs
Tri-Sure 2" Steel with Viton	20	ft-lbs
Tri-Sure 3/4" Steel with Viton	13	ft-lbs

***** CLOSURE NOTIFICATION *****

Pursuant to the requirements of the Department of Transportation in CFR 49 Part 178.2(c)(1), this is your notification of the closing method used for the the containers sold to you.

These instructions for closure are based upon the closure methods used to enable these containers to pass the United Nations test requirements as outlined by the UN marking on the package. This method of closure should be used to ensure that your containers have been closed in the same manner as when they were initially tested. To be UN certified, this drum must be closed with the same plugs used for certification. If the drum is purchased without these parts, contact the supplying Greif plant for the correct components.

Your product may adversely affect container materials, bung threads or closing devices. Product compatibility with the container is the shipper's responsibility.

The closure recommendations do not take into account any hazards present at your facility, or the handling, filling or shipping of your product.

Any container used for packaging hazardous materials should be inspected before filling and shipment. Containers with obvious damage or deterioration should not be filled or shipped.

NOTE: If drums are filled with products outside the marked rating, the warranty is null and void.

Plug Closing Instructions:

-
- 1) Place the plugs into the appropriate bung.
 - 2) Turn the plug gently clockwise, making sure that the plug is entering the bung properly.
 - 3) Using a torque wrench, tighten the plug according to the manufacturer's recommended torque below.

Drums with plugs closed in this manner have met the UN performance requirement as specified in the container markings.

January 26, 2023 - rev.1

SCAN QR CODE BELOW TO SEE VIDEO GUIDANCE MATERIALS ON HOW TO CLOSE YOUR PACKAGE

For Item # DRST00192NA20003

Plugs

Tri-Sure 2" Steel with EPDM	20	ft-lbs
Tri-Sure 3/4" Steel with Poly Irradiated	16	ft-lbs
Tri-Sure 2" Steel with Poly Irradiated	20	ft-lbs
Tri-Sure 2" Nylon with Poly Irradiated	22	ft-lbs
Tri-Sure 3/4" Nylon with Poly Irradiated	9	ft-lbs